


SPECIFICATION SHEET

2 Door Wall Cabinet

Code: MK168



Features

- 2 Door Wall Cabinet
- Cabinet Designed for Handles
- 3 Adjustable Shelves
- Laminate Woodgrain & Solid Colours on MR Board
- **Default Dimensions** (as pictured):
W600 x H600 x D316

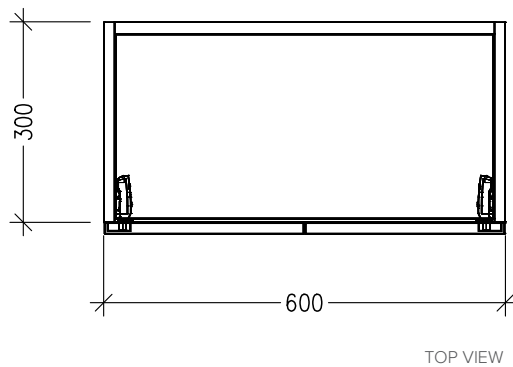
Variable Dimensions:

Width: 600-1000mm
Height: 400-1000mm
Depth: 250-450mm

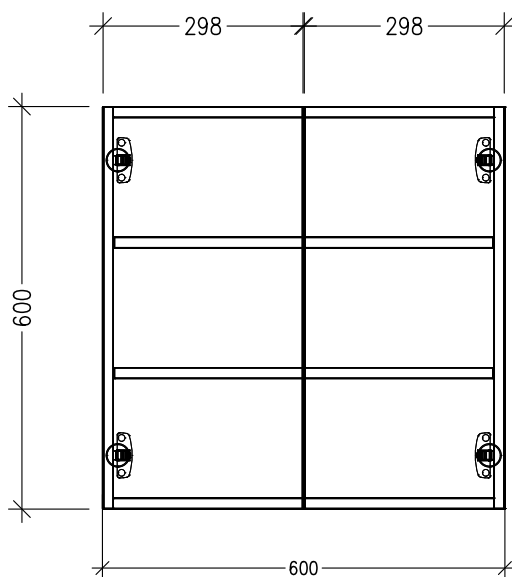
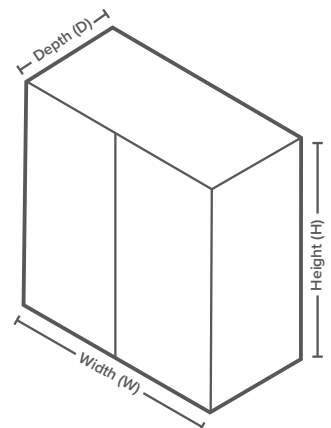
Note: For measurements outside the variable dimensions, please contact us.

Technical Details

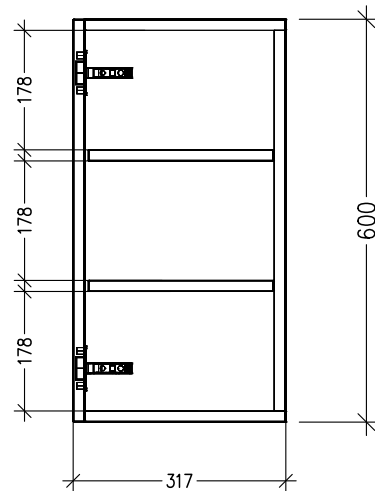
Note: All measurements shown are in millimetres. Sizes are nominal.



TOP VIEW



FRONT VIEW



SIDE VIEW



Head Office: 30 Mill Road, Whanganui
0800 122 522 | sales@smartcab.co.nz
www.smartcab.co.nz