


SPECIFICATION SHEET

Fridge End Panel

Code: MK242



Features

- Fridge End Panel
- Clashed (Edged Taped) Edges
- Laminate Woodgrain & Solid Colours on MR Board
- **Default Dimensions** (as pictured):
W16 x H2100 x D590

Variable Dimensions:

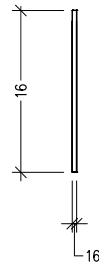
Height: 1800-2400mm

Depth: 520-750mm

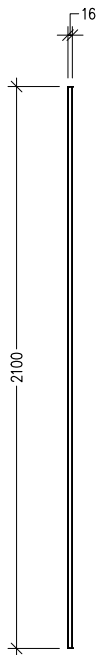
Note: For measurements outside the variable dimensions, please contact us.

Technical Details

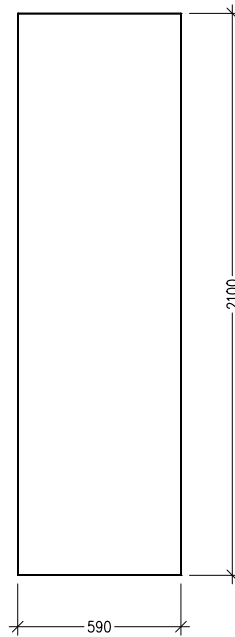
Note: All measurements shown are in millimetres. Sizes are nominal.



TOP VIEW



FRONT VIEW



SIDE VIEW

