


SPECIFICATION SHEET

L-Shaped Base Cabinet Packer Panel

Code: MK252



Features

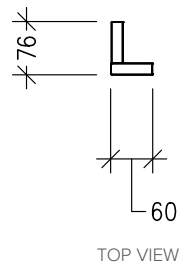
- L-Shaped Base Cabinet Packer Panel
- Laminate Woodgrain & Solid Colours on MR Board
- **Default Dimensions** (as pictured):
W60 x H730 x D76

Variable Dimensions:
Height: 730-880mm

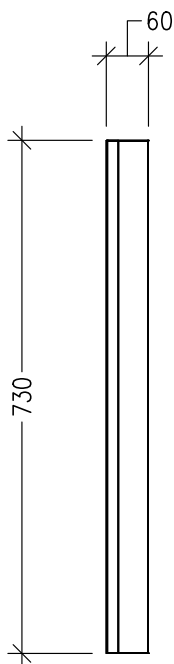
Note: For measurements outside the variable dimensions, please contact us.

Technical Details

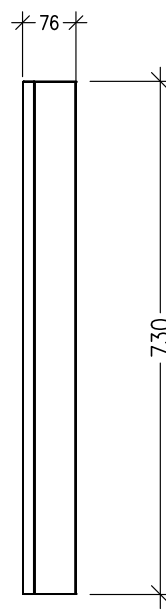
Note: All measurements shown are in millimetres. Sizes are nominal.



TOP VIEW



FRONT VIEW



SIDE VIEW

