


SPECIFICATION SHEET

Toekick Panel

Code: MK150



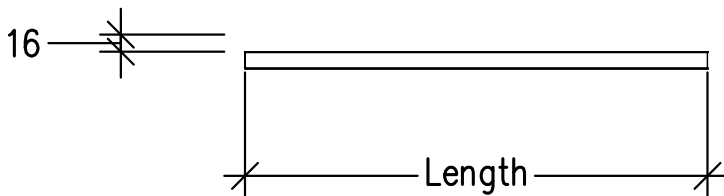
Features

- 150mm High Toekick Panel
- Clashed (Edged Taped) Edges
- Laminate Woodgrain & Solid Colours on MR Board
- **Default Dimensions** (as pictured): W2440 x H150 x D16

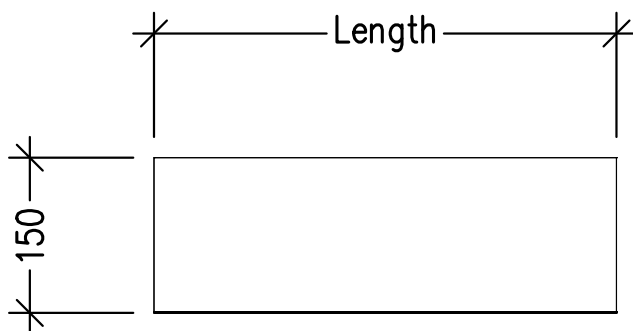
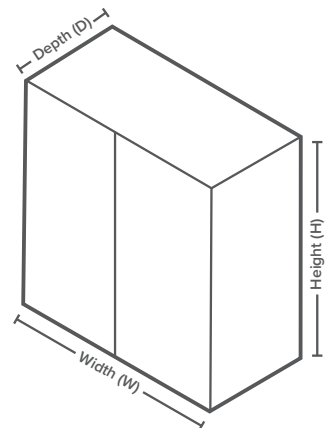
Note: For measurements outside the default dimensions, please contact us.

Technical Details

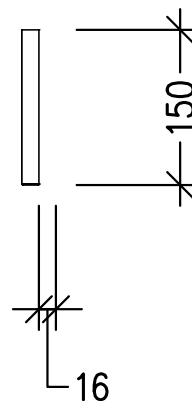
Note: All measurements shown are in millimetres. Sizes are nominal.



TOP VIEW



FRONT VIEW



SIDE VIEW



Head Office: 30 Mill Road, Whanganui
0800 122 522 | sales@smartcab.co.nz
www.smartcab.co.nz